



HANGAR NEWS

**NEWSLETTER FOR THE FIRST WEEDWACKER
AEROSQUADRON
AMA CHARTER # 1651
June 2015**

First Weedwacker Aero Squadron
P.O. Box 2044
Lakeside, CA 92040

Sign up for Email Delivery of
Newsletter :

news.weedwackers@gmail.com

Web: <http://www.weedwackers.org>

Club Officers Email:

info.weedwackers@gmail.com

President: Gary Rold 619-504-9936
V-P: Keith Miller 619-405-0192
Sec: Bruce Allen 760-789-3745
Treas: Scott Graupmann 858-945-6969
10938 Vivaracho Way
San Diego, CA 92124

Fun Fly Chairman TBD
Race Chairman Lance Edmunson
Safety Officer TBD

Field Marshals:
Lee Main Dick Clavert
Keith Miller Glen Merritt
Larry Bagalini Ben Newkirk

Wings Over Gillespie Liason:
Glenn Merritt 619-405-5731

Editor: Don Westergren 619-660-1137
3942 Calavo Dr
La Mesa CA 91941

Webmaster: Tim Peterson
webmaster@weedwackers.org

Instructors:
Scott Graupmann* 858-945-6969
Keith Miller* 619-405-0192
Lance Edmunson* 619-995-1348
Richard Crutchfield*
Butch Weiser
Dick Mulhausen

*AMA Introductory Pilot Program Instructors

Electrical Aircraft Safety Technicians:

Scott Graupmann, Glen Merritt
Joe Stutzman and Keith Miller

HANGAR NEWS is printed for the members of the FIRST WEED WACKER AEROSQUADRON and its contents do not necessarily reflect the policies of the club. Editorial deadline is the 15th of each month. Articles, news items and classified ads should be sent to Don Westergren, 3942 Calavo Dr., La Mesa, CA 91941.

Articles originally published in this newsletter may be reprinted and published by modelers and club newsletters. We ask that credit to the author and this newsletter be acknowledged in the reprint. We will do the same.

CLUB FIELD: Cactus Park (East), Ashwood St. (1/4 mile N-E of El Capitan High School) in Lakeside, CA. Please be sure the last flyer to leave locks the pin box and the gate..

R/C Schedule 2015

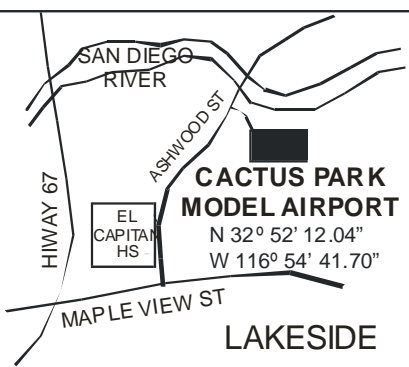
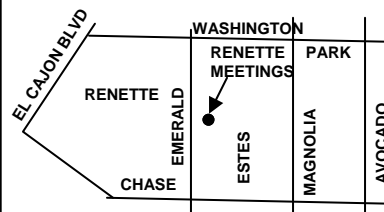
June 13 Sat	Piper Cub Fly-In , Miramar RC Field
June 20-21	Air Show San Diego (was Wings Over Gillespie)
June 28 Sun	Pylon Racing, Cactus Park
July 11 Sat	Swap Meet, Chula Vista Club
July 18 Sat	Mid Summer Luncheon, 11:00AM HomeTownBuffet

Airshow San Diego

(formerly Wings Over Gillespie)

The Club will be participating in Airshow San Diego on June 20 and 21 this year. Glen Merritt is the Event Coordinator, and Keith Miller is the Contest Director (AMA sanction #1631). This is our opportunity to interact with the general public and promote the hobby. The club will have a booth on the flight line to present static models, club information and flight simulators. We'll also conduct radio controlled aircraft flight demonstrations during the show. If you're interested in participating in the event, please contact Glen or Keith (phone numbers on the cover of the newsletter). If you'd like to fly during the mid-day demonstration, your model will be run through a basic safety assessment and observed flight within a few weeks prior to the air show. Please come join us!

NEXT MEETING:
Tues. June 2, 7:00
Renette Park





HANGAR NEWS

Meeting Minutes May 5th 2015

Bruce Allen

The meeting on May the 5th 2015, was called to order by the club President, Gary Rold at 7:00 PM and the membership recited the Pledge of Allegiance in the direction of the flag provided. In attendance were 23 attendees, including board members; Vice President Keith Miller Treasurer Scott Graupmann and Secretary Bruce Allen.

Opening Comments:

Gary spoke to Ranger Roger Cobalt who has put out a work order to mow the ground out by the fence etc. After this we will be responsible for keeping it mown. We have now discovered how to make the tractor grass cutter work, the footbrake needed to be pressed before the ignition would work.

We had some vandalism at the field; our lock at the main gate was damaged and had to be replaced, it also needed to be welded to the chain, one of our member's was able to do that while Gary was still there. The combination remains the same. No evidence of any property stolen.

Apparently the grass has already been mown which helps us for our Clean Up day on **May Saturday 9th**. We need to ensure that there are no areas of long grass etc left to hide snakes.

August 15 is Model Aviation Day sponsored by the AMA in Support of the Wounded Warrior Project, we are discussing having a barbecue, raffle, and Keith is looking to have a Fun Fly- in. Bruce will register us for the event. More details to follow.

Link: www.nationalmodelaviationday.org

Guests and New Members:

None tonight

Approval of the Meeting Minutes

Motion for acceptance as corrected

Proposed: Don Madison Seconded: Steve Ellis.
Unanimous

Treasurer's Report:

Beginning Balance: \$12,959.63. Income: \$300.

Expenses: \$859.76

Current Ending Balance: \$12,399.87

Motion for Acceptance:

Proposed Lee Main, Seconded Lane Cole.
Unanimous

Safety Officers Report

At this time we do not have a safety officer, the board is currently working on it. However Gary observed at the field last week that some of the sand bins were very low and in one case had about six discharged LiPo batteries in it. If you use the sand bins for a bad LiPo when it is fully discharged, please take it away for disposal.

Field Maintenance – As we all know Ron Smith used to make sure the field was safe, rubbish collected etc the board are looking for some willing person(s) to take on this role on an as needed basis.

Committee Reports

Fun Fly – Keith Miller, Next Fun Fly not until October as we don't get many people during the summer months. But as mentioned previously Keith is working on events for the 'Model Aviation Day' August the 15th.

Race Report – Lance Edmunson. Next event Sunday 24th May, at Chollas Lake Flyers club.

New Business

Patriots & Armed Forces Day Scale Fly In, May 16th – Art Flores. Flyers have been sent out. There will be plaques & an Open Raffle that Ted will run for all participating pilots.

Art requested \$500 for Raffle for the event.

Motion for Acceptance:

Proposed: Lee Main, Seconded: John Irwin.
Unanimous

Mid-Summer Lunch – July 18th Saturday at Home Town Buffet Santee - Ted O'Fallin
Pay for own lunch \$9 ea.

Request for \$800 (Members) + \$200 for Ladies Raffle prizes.

Proposed Steve Ellis, Seconded Richard Crutchfield. Unanimous



HANGAR NEWS

At a Board meeting earlier we had discussed the following:

White Board for Messages to be fitted on the old Notice board (This has already been supplied by John Irwin Thanks!)

Lock Box to hold spare keys for the shed etc for use for special access.

Bruce is revising the CEAP document, hopefully before next meeting.

Scott mentioned (for Glenn) the San Diego



Air show (Gillespie Field) 20th – 21st of June. We will have a stand there & will also be allowed to fly. Sign in sheet is available for volunteers.

Glen needs for \$100 for trailer water etc:

Proposed: Ben Newkirk
Seconded: Richard Caulfield,
Unanimous

Free Membership – Chris Madison

Special Presentation

Matt Thompson from Graupner R/C gave an interesting presentation of their excellent products & also offered the club %10 Discount.

(I am trying to edit an audio clip, on his presentation, which I will provide to our members on the Website.)

Model Sharing

Ben Newkirk – Brought a Scale model of a 1959 'Tipsy Nipper'



“The **Tipsy Nipper T.66** is an [aerobatic light aircraft](#), developed in 1952 by [Ernest Oscar Tips](#) of [Avions Fairey](#) at [Gosselies](#) in [Belgium](#). It was designed to be easy to fly, cheap to buy and cheap to maintain. It was designed for both factory production and home build. "Nipper" was the nickname of Ernest Tip's first grandchild.

The first aircraft flew on 12 December 1957, with test pilot Bernard Neefs. It featured an open [cockpit](#) and had a length of 4.56 m (15.0 ft), a span of 6.0 m (19.7 ft) and a range of 400 km (249 mi), extendable with tip tanks to 720 km (447 mi)”.

Raffle:

Rob Kyle	Magnets
Fred Miller	Xacto Knife
Lou Prince	Magnets Helping Hands /Led
Mike	Electric Screwdriver
Mike	Propeller Lottery Ticket
Mike	67 Café ticket
Keith Miller	Clips
Fred Miller	Glow Electric Starter

Expense – Tickets & Prizes - \$73.68

Income \$142.00

Net \$68.32

Adjournment: The meeting was adjourned at 20:22hrs



HANGAR NEWS

Presidents Message

June 2015

Well fellow Weedwackers, the month of May is almost behind us and with it the “May Grey” or should I say Spring showers. We are all glad to see some rain but it does play heck with our event scheduling. Just remember this time when the heat returns as I am sure it will. Now for June gloom.

We had another vandalism issue a few weeks ago with a broken county lock and a damaged Weedwacker lock. I met with the Ranger and he replaced the county lock with a small padlock which is still being used but now there is an additional county keyed lock “daisy chained to the small lock along with our new combo lock. Just remember to lock ours in sequence with the other locks so that any one of the locks will allow the user access to the field. By the way, a big thanks and an “attaboy” to Trent Alford for stepping up at the field the day I replaced our lock. He was a great help by taking our lock and chain and seeing to the welding of the two together and bringing it back to me to install all in about ½ hour. Thanks for stepping up Trent. Now with that segue I want to ask the membership to “step up” and lend a hand not only at events but in the maintenance of the field. We need a safety officer to oversee the field at Weedwackers. The duties will be determined by the board, based on AMA recommendations. The safety equipment at the field needs to be properly maintained and monitored. If you feel you can help, “step up”. Thank you in advance. Contact a board member to get the ball rolling.

With the passing of Ron Smith, we have discovered just how much he was doing for the club. The Board has discussed ways to try to fill the void and it was suggested we create a Field Supervisor position. This position would organize field maintenance as needed and work with the Board with projects of improvement at the field. (Monitor charging stations, mower fuel and operation, work parties for finishing bench painting and ?) We just need someone or two(?) to “step up”.

The design for the “Ron Smith Memorial Flying Field” is getting close to the point where fabrication is in the offing. Stay tuned.

Another thank you to Butch Weiser and Dick Mulhausen for stepping in and taking over as instructors at the field. I know this cuts into your personal flying time but be assured your “stepping up” is appreciated.

I guess my message has been fairly obvious. If you have the time do yourself and the club a favor and get involved. “Step up”.

Thanks in advance, Gary Rold, Weedwacker Prez..
Watch your six.

Welcome to:

Café



Breakfast & Lunch



Deli

Take Home
MONDAY - SUNDAY
6:00 a.m. - 3:00 p.m.
12381 Mapleview
(Corner of Hwy 67 & Mapleview)
Lakeside, CA 92040
619-443-4100

All sandwiches include a side dish: your choice of fruit, potato salad, chips, cottage cheese, applesauce, soup, or salad.

SUB SANDWICHES
Lettuce, Tomato, Mayonnaise and Italian Dressing

Entire Menu is available "To Go"



**DISCOUNT
HOBBY
WAREHOUSE**




HANGAR NEWS

May 16 Armed Forces Day Scale Flyin

CD'd by Art Flores

We had a great turnout and we were fortunate to not have any rain. The models were super and exhibited a wide range of types of aircraft—Biplanes, civilian aerobatic planes, WWI and WWII war birds, helicopters, a parafoil, a flying Super Hero, and a flying American Flag.

We honored our club Military Veterans, and had a great lunch and raffle. It was all around a great day.





HANGAR NEWS





First Weedwacker Aero Squadron Mid-Summer Luncheon

Date: Saturday July 18, 2015

Time: 11:00 am - 2:00 pm

Mark your calendars for Saturday July 18, 2015 at 11:30am. We are having our 2nd Annual Weedwacker luncheon and raffle at Hometown Buffet in Santee. Bring your family and friends for an enjoyable lunch and a terrific raffle with great prizes. There will be a special free raffle for the ladies. Last year was a huge success. Hope to see you there.

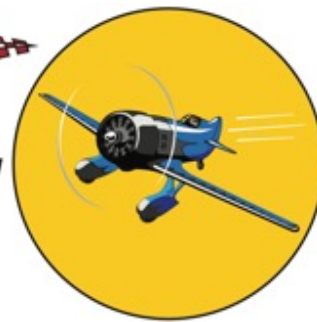
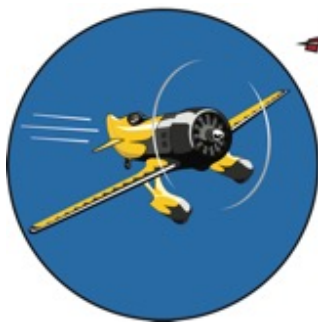
*Guests will pay for their meals.
Raffle of over \$800 in prizes
Special Awards and Recognition*

***HOMETOWN[®]
BUFFET***

**HomeTown Buffet
265 Town Center Pkwy, Santee, CA 92071
(619) 562-1555**



HANGAR NEWS



San Diego RC Pylon Racing

Go Fast... Turn Left!

www.PylonAirRacing.com

Race recap

T-28

Otto Dieffenbach-	1st place
Ryan Danielson-	2nd place
Keith Miller-	3rd place

Warbirds

Lance Edmunson-	1st place
Otto Dieffenbach-	2nd place
Ryan Danielson-	3rd place
Jeramy Miller-	4th place
Larry Kosta-	DNF

Mini Ultra Stick

Ryan Danielson-	1st place
Lance Edmunson-	2nd place
Otto Dieffenbach-	3rd place

Duraflly EFX Racer

Ryan Danielson-	1st place
Clark Thom-	2nd place
Jeramy Miller-	3rd place

RareBear

Ryan Danielson-	1st place
Otto Dieffenbach-	2nd place
Jeramy Miller-	3rd place
Clark Thom-	4th place
Lance Edmunson-	DNF

Great racing, great fun! Chollas Park RC Flyer's are always great hosts! Thanks to Chef Gene for lunch.

Next race is at Weedwackers' on Sunday June 28!



Setting Up Your Servos

by Bob Ackerman, Mid-Missouri Radio Control Association

One of the problems for most beginners is that they rarely set up the servos properly. I have said for years that you need to learn how to set up your aircraft mechanically before you touch the computer on your radio. Therefore, I am going to review what I do to set up any servo on my aircraft.

If I am going to re-set up an existing aircraft, first I copy the current settings to an unused memory location. See your radio manual for exact instructions. After the current settings are copied, clear all the programming for an unused memory location. Set all radio trims to the center. At this point the servo end points should be at 100% and the servo subtrim should be zero.

With the control rod disconnected from the servo, move the control rod until the control surface is centered. Center the servo arm as close to center as possible. The servo arm should form a 90° angle between the arm and the control rod. Reposition the servo arm on the servo until you have it as close as possible, adjust the length of the control rod to match as necessary, and then adjust any subtrim to center the servo.

Temporarily connect the control rod and look at all the links for that control. On a helicopter you may have two or three connections, as the control rods runs through bell cranks, before the servo actually connects to the control surface. Check each of these 90° connections and adjust as necessary. Now disconnect the control rod from the servo.

Now, turn on your radio and center the joystick for that channel. The servo arm should be in the center position. Move the joystick to one end of its movement and hold the joystick there. Manually move the control to where the servo arm is now positioned.

Notice the end of the control rod carefully. Does it move past the servo arm reach? Does it not move far enough? Make note of that difference then move the joystick to the opposite end and do it again. The difference between the servo arm and the control rod should be equal on both ends. If not, you may have something else not set properly.

If the control rod goes past the servo arm in both directions, then the control surface will move farther than the servo will allow. At this point, change the positioning of the control rod on the control horn closer to the control surface a hole or two. Reposition the control rod until you get everything matched up. Sometimes a longer servo arm is required.

If your servo arm moves farther than the control rod will move, then use an inner hole on the servo arm until you get everything matched up.

At this point you have technically setup your servo. The servo is centered to the control surface and the control rod will move the control surface through its maximum range.

Now you can use your computer radio to adjust the end points for each servo to get the desired amount of control movement. Many times the control surface will move farther than recommended for normal, sport, or 3-D flight. Check your aircraft instructions for recommended control surface throws.

One warning: Helicopter pilots must ensure to check for any control binding during extreme joystick movements. The controls on some helicopters can move farther than necessary for normal flight, which can cause control binding during flight.