



HANGAR NEWS

NEWSLETTER FOR THE FIRST WEEDWACKER
AEROSQUADRON
AMA CHARTER # 1651
April 2017

First Weedwacker Aero Squadron
P.O. Box 2044
Lakeside, CA 92040

Sign up for Email Delivery of
Newsletter :

news.weedwackers@gmail.com

Web: <http://www.weedwackers.org>
Club Officers Email:
info.weedwackers@gmail.com

President: Keith Miller 619-405-0192
V-P: Jeffrey Coskey 619-913-1455
Sec: Bruce Allen 760-789-3745
Treas: Scott Graupmann 858-945-6969
10938 Vivaracho Way
San Diego, CA 92124

Fun Fly Chairman Keith Miller
Race Chairman Lance Edmunson
Safety Officer Ron Keith

Field Marshals:
Vernon Gilmore Lee Main
Dick Milhausen Ben Newkirk
Butch Weiser

Wings Over Gillespie Liason:
Glenn Merritt 619-405-5731
Editor: Don Westergren 619-660-1137
3942 Calavo Dr
La Mesa CA 91941

Webmaster: Tim Peterson
webmaster@weedwackers.org

Instructors:
Scott Graupmann* 858-945-6969
Keith Miller* 619-405-0192
Lance Edmunson* 619-995-1348
Richard Crutchfield*
Butch Weiser*
Dick Mulhausen

*AMA Introductory Pilot Program Instructors

Electrical Aircraft Safety Technicians:
Scott Graupmann, Glenn Merritt,
Jeff Coskey, Butch Weiser,
Bruce Allan, Larry Bagalini and Keith Miller

HANGAR NEWS is printed for the members of the
FIRST WEED WACKER AEROSQUADRON and its
contents do not necessarily reflect the policies of the
club. Editorial deadline is the 15th of each month.
Articles, news items and classified ads should be sent
to Don Westergren, 3942 Calavo Dr., La Mesa, CA
91941.

Articles originally published in this newsletter may be reprinted
and published by modelers and club newsletters. We ask that
credit to the author and this newsletter be acknowledged in the
reprint. We will do the same.

CLUB FIELD: Cactus Park (East), Ashwood St. (1/4 mile N-E of
El Capitan High School) in Lakeside, CA. Please be sure the last
flyer to leave locks the pin box and the gate..

R/C Schedule 2017

Apr 4	Tue	Trauma Training @ Club Meeting Renette Park
Apr 15	Sat	TEDx Kids Event and Innovation Park
Apr 22	Sat	Western Days Parade, Lakeside
Apr 28-29		Chino Airshow—Chino Airport
May 6	Sat	Field Closed Polo Event, - Field Cleanup Day
May 20	Sat	Scale Fly-In Cactus Park
June 18	Sun	Swap Meet Discount Hobby Warehouse
July 8	Sat	Mid Summer Lunch—Soup Plantation La Mesa

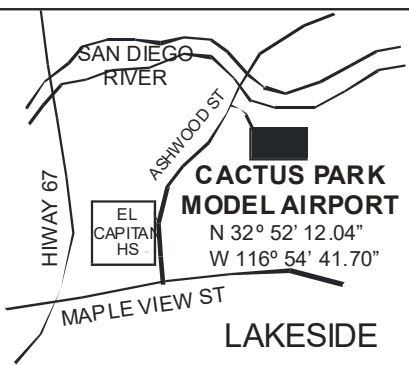
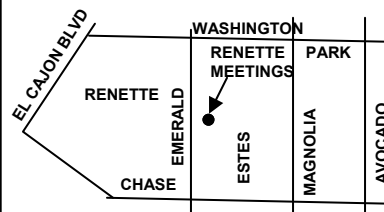
Club Activities

We have a full schedule of events on our calendar for our club in
April, May and July. We will need volunteers for our support of
the Lakeside Western Days Parade with models for the float.

In May, we have a field clean-up May 6 and then the Scale Flyin
May 20. Again we need volunteers on both days.

In July we will have our annual Summer Luncheon. This has
been a very popular event in the past. Our club finances are
such that we will rely on donations of models and equipment for
the banquet raffle at this years banquet.

NEXT MEETING:
Tues. April 4, 7:00
Renette Park





HANGAR NEWS

Meeting Minutes March 7 2017

Bruce Allen

The meeting on December the March 7th 2017, was called to order by the club President, Keith Miller at 7:00 PM and the membership recited the Pledge of Allegiance in the direction of the flag provided. In attendance were 26, including board members; Vice President Jeff Coskey, Secretary Bruce Allen, & Treasurer Scott Graupmann.

Opening remarks,

Keith mentioned that Larry Kosta Jr was making some sample stickers for us. One with the club Logo & another with the Leader Club. Good news is he had some samples to distribute both at the meeting & at the field. Many thanks to Larry! The intent is to have more made & the small ones would sell around 50¢ & large ones (4" square) for sale at TBD.

New Members

Larry Bierma – (T34 Pilot for real...) Just starting in R/C with foamies...

Jack Williams – An acquaintance of Butch? Flies small electric.

Electric Seminar

Discussion on who can do the CEAP seminar It was decided that Field Marshals can be appointed to be EAST so Butch Weiser gets another Star! Jeff Coskey had previously been appointed as an EAST

CEAP – Certified Electric Aircraft Pilot

EAST – Electrical Aircraft Safety Technician

Minutes

Proposed: Ron Keith Seconded, Fred Miller.

Unanimous – (OK so the Pres did them, that's why he gets the big bucks....)

Treasurers Report

Opening Balance:	\$4777.22
Income:	\$1988.00
Expenses:	(\$139.46)
Ending Balance:	\$6625.76

(Not including the Silent Auction, eBay sale & Swap meet revenue see Presidents Message
PS I also made \$24 on the coffee sales!)

Proposed: Glenn Merritt Seconded, Arnold Lipschutz. Unanimous

Club Finances future

Keith mentioned that the Board would Meet to discuss the club's finances & projections in continuation of the information in the last Hangar News, see quote below:

We were on track in December, however reduced renewals have made a fairly significant impact. Thirty-five members at \$60/year is a loss of \$2100. Granted, we add many new members during the year, but it's difficult to project the long-term population growth. Our goal is to set aside a dedicated \$1000 emergency fund (for tree branches falling on the roof, or theft of the shed, or whatever). We also need to provide for a 3-year runway sealing schedule. Options to achieve these goals include creative fundraising, low cost events, reduction of club subsidies and prizes at luncheons and banquets.

And, of course, an option is to increase our annual dues. Last raised just after the turn of the century (15 years ago!), dues went from \$30 to \$60/year. Which of a course saw a significant reduction in membership. A \$5 or \$10/yr increase would be much more palatable, but still comes with some risk of attrition.

This is an expensive hobby and \$10 isn't much when you consider it would only buy a (half) gallon of fuel or a single small Li-Po battery. On the flip side and porta potties are expensive too. A \$5 increase would bring in about \$1500 per year more than we see now, which would really get us to that seal coat that's due in two years. "

We thought we were on our way there, as we have \$6000 in funds, which should carry us through the rest of the year for regular expenses, but now there are 30 some members who have not renewed. (roughly \$1800 loss).

Scott some background – "When we did the Runway plans considering that some members took the 3 year prepay option which was great for the Runway but not good to maintain Revenue for 3 years.

We had some basic assumptions, one of which was that Membership would grow about 2 members a year, however if we lose 1 member in this period there is a knock-on effect that could put us Negative in 2018. If we get 8-10



HANGAR NEWS

new members over the next few months this will improve the situation considerably.

Estimated expenses paid in 2016 (some already paid in 2017):

Porta Potty - \$2600

Waste Management \$430.

Internet Service Provider for our web site - \$150

El Cajon Room rental - \$200

Field Improvements - \$1000.

What should we do? Be vigilant, no unnecessary expenses. For the Midsummer Luncheon members provide the Raffle prizes like last year”.

Lawnmower

Battery is dead does not hold charge Action Jeff Coskey. Reminder: If you buy Gas for the tractor / trimmer etc keep receipts & the club will reimburse you!

Safety Report

Ron Keith - If you use Band Aid etc from the First Aid kit DO NOT put used items back in the box!

Head Cuts – after falling over, check to see how serious it is as head wounds can bleed a lot, when in doubt call 911. If its minor make sure to clean the wound using Peroxide from the First Aid box, do not move the bandage/ sock for 15 minutes. If there is something in the wound, try to get it out but if it won't move then pack around it & call 911! Try to calm the person down & get them to lay down propped up, use clothing to make them comfortable. Watch out they may throw up! Keep an eye on them, ask them simple questions, watch the eyes. How did they fall? Is there a bump. When in doubt call 911

Get someone to go to the entrance & wait for the Ambulance etc.

Airfield location is on the back of the Membership Card!

Gary Rold Suggestion to add a Sign directing which way to the Polo Ground & Weedwackers. TBD.

Upcoming Events

Calendar of events are on our Website <http://www.weedwackers.org/ww/events/>

Sat Mar 11-12 All day RCX Expo - OC Fair & Event Center 88 Fair Drive Costa Mesa, California, 92626

Sat Mar 18 7:00am – 11:00am Swap Meet, Ron Smith Memorial Flying Field - 10295 Ashwood Street, Lakeside CA 92040

Sat Mar 25 9:00am – 11:00am Fire Extinguisher Training - 10295 Ashwood Street, Lakeside CA 92040 (Cancelled due to equipment malfunction, it fried...)

Tue Apr 4 7:00pm – 9:00pm Trauma Training (during regular meeting) - Renette Park

Sat Apr 29 7:00am – 12:20pm Lakeside Western Days Parade - Lakeside, CA

Fri May 6-7 All day Chino Air Show (TBD) - Planes of Fame Air Museum, 7000 Merrill Ave., #17 Chino, CA 91710

Sat May 6 All day Field CLOSED (Polo Event, Field Day Cleanup) - 10295 Ashwood Street, Lakeside CA 92040

Sat May 20 9:00am – 1:00pm Scale Fly-In - Ron Smith Memorial Flying Field, 10295 Ashwood Street, Lakeside CA 92040 (Dick & Art)

Sat Jun 3 7:00am – 1:00pm TEDx Kids Event and Innovation Park (AMA Sanction done, Bruce Allen)

Sun Jun 18 7:00am – 11:00am

Swap Meet, DHW - Discount Hobby Warehouse

Sat Jul 8 11:00am – 1:00pm Mid-summer Luncheon – Soup Plantation - La Mesa, 9158 Fletcher Pkwy, La Mesa, CA 91942, USA (Donate prizes...)

Flying Site Assistance Program

Our application is in with the AMA. We may get 10% (\$1800) of our cost for the runway improvement. Selections done in March, watch this space!

No fly zone sign (West end of Pit area)

Needs repair/replacement – Glenn will look for original artwork. TBD

Rules Review

Rule Review: Rule #6. Running or flying engine-powered models is permitted from 9:00AM to sunset. Electrics and gliders are permitted from 8:00AM to sunset. Quiet helicopter flying is allowed near the runway from 8:00AM to 9:00AM.

- a. Turbine, pulse jet and rocket powered models are not permitted.



HANGAR NEWS

Note that we don't define "quiet" for helicopter operation. Maybe consider removing quiet since very few helicopters are ever loud whether they're nitro or electric.

New Banners (Bruce Allen)

The square banner appears to be lost but maybe Scott has it! The long Banner is getting very worn & could use replacing. The suggestion is to replace it with the Weedwackers Logo at one end the Leader club Logo at the other, with appropriate text in the middle. Also 2 new 2' x 3' square Banners, one Weedwackers Logo & one Leader club Logo. Bruce has contacted a company in Ramona (Bonez Marketing) who produce all sorts of signs etc, their Banners are printed on 13 oz outdoor canvas including Grommets etc.

Estimate: 2' x 3' \$30, 6' x 3' \$90 Other lengths can be made for additional cost, also extra Grommets. With a new Long Banner, we will be able to have them on both sides of a truck etc.

Proposed One long 6' x 3' Banner & two 2' x 3' square ones, (total \$160 plus tax)
Proposer: Glenn Merritt Second: Butch Weiser
Unanimous

Drone Pilots Guidelines

Lance Edmunson brought up the need for guidelines/rules with regards to Quad's Drones etc. He spoke about various issues to do with landing & takeoff as well as temporary interference issues with the data/video link starting up & channel allocation. The need to have Spotters etc with Field Glasses! Flight time is only 2.5 minutes so interference with other aircraft could be an issue.

Keith Suggested that Lance & Jeff & others get together to produce an amendment to cover the issues.

Drawing for free Membership (Must be present) Steve Ellis

Model Sharing

Arnold Lipschutz – Once again amazed us with one of his superb Models:

Astrohog (apologies I didn't get the full name)
Biplane – with OS 61 engine, not flown yet.



New Weedwackers Tee Shirts

Bruce Allen modeled new Logo T-shirts purchased from T-shirt Mart El Cajon <http://www.tshirtmart.com/location1.php>
They can supply the shirts or you can take your own in they still have the artwork after 6 years!



Raffle (Thanks to John Irwin!)

Arnold Lipschutz – Fuel, Push-Pull
Michael Phares – Storage Case, Heat Gun
Bruce Allen – Bunch of Stuff
Lee Main – Glider
Fred Miller – Glider assorted stuff
Bill Simmons – Socket Set
Steve Ellis – Plane
Charles Able- Shrink Wrap, Prop Balancer
Keith Miller – Hemostat, Ty-wraps.

Adjourned 20:32hrs



HANGAR NEWS

President's Message April 2017

Recent Generous donations, Swap Meet

As reported last month, thanks to the charitable contributions from Poway resident James Carek and Don Stewart, the silent auction brought in \$570! Since then, additional income since the Silent Auction (via ebay) brought in \$87.40 for the club, and Don Madison provided a stock of material that sold at the swap meet for \$227. To add to that, the Swap Meet sellers fees brought in \$150! It was a good month for the clubs wallet!

Lakeside Western Days Parade is on Saturday, April 29th. Rich Crutchfield has agreed to be our Event Coordinator, and Matt Arnold of Floatasia has agreed to graciously provide the float.

A lot of work goes into assembling the model displays on the float. Please contact Rich at (619) 807-2138 if you can support the parade effort or have a model you'd like to have displayed.



Field Day, closure on May 6th

We traditionally close the field the week before our Scale Fly-In to 1) perform our annual field refurbishment, cleaning and weeding and 2) to keep the skies clear while our polo neighbors hold their annual event. This year, the polo event is two weeks before our Scale Fly-In (May 20th). This is a recent change to our event calendar. So our field day will be on Saturday May 6th during which the field will be closed to all flying. Please put both dates on your calendar! Hard work on the 6th, and scale fun on the 20th.

Chairs at the Flight Stations

I had a short discussion with one of our Field Marshals about chairs at the flight line.

Often, those flying FPV or gliders will sit in a chair. Some pilots are simply at that point in life at which it's simply more comfortable to be seated when possible. We get that.

The discussion had nothing to do with chairs left at the stations - no problems there. Generally they don't get in the way of anything. The concern was



Handicapped pathway - call to Field Marshals

Our handicapped parking area benefits several members. Please remember that the blue hatched zone extends all the way down into the pit area providing clear access for wheelchairs. Please keep this area clear. This includes but isn't limited to flight boxes, aircraft, chairs and so on.

Field Marshals are asked to make this a regular check point.

over the ability of a seated pilot to move quickly should an errant model come in their direction. I get that too. A pilot already on their feet can move much more quickly than one who's seated. The point of this is to have pilots to consider their own safety when at the flight stations. Our rules require us to be behind the fence when flying. If you prefer to sit, place yourself back far enough to allow the fence to do its job. Models can come at you from high or low, left or right. Take just a



HANGAR NEWS

second to think about your placement and potential exposure to errant models. Also take into consideration which way you can most easily maneuver should you have to leave your chair quickly.



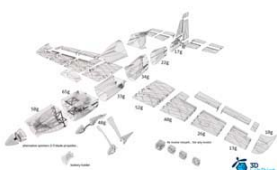
3D Printed Models

In the aerospace industry (and others of course), 3D printing (also known as stereolithography apparatus (SLA), photo-solidification, or resin printing) has become the standard engineering tool to fit-check the shape of components within a structure during the design phase. 3D computer aided design (CAD) parts are printed in three dimensions using various and relatively inexpensive materials (plastics, resins) before the expensive process of full production composite or metal fabrication takes place.

Many of the materials used in 3D printing are quite suited for use in a final product. Uses I'm familiar with in the aeronautical payload industry are cooling ducts to direct air flow within a UAV to critical sensor payloads.

3DLabPrint has taken the technology to a new level, printing entire fully-functional RC airplanes. A visit to their website (3dlabprint.com) will open your eyes to several photo and flight examples of their designs.

Recently, Mike Morgan (one of our well-known local business men in the industry) showcased a few 3D printed models including this Zivko EDGE Hannes Arch replica. Mike is in



the 3D printer business (I didn't collect details) and had the opportunity to purchase the plans/CAD files from 3D LabPrint and built the planes. Wayne Amar performed the duties of its maiden flight at our field and it performed wonderfully! The skin of the model, being translucent, shows off the details of the intricate structure. I encourage a visit to the web site!

A second sampling was a PT-19 complete with 3D printed landing gear shocks, tires, cabane struts - everything except the radio and motor systems. Being a bit high on wing loading, it had a rough landing that demonstrated that plastic models come apart a little bit differently than balsa and/or foam models.

Fly it until the last piece stops moving!
Keith

Welcome to:

Café CALIFORNIA **67**

Breakfast & Lunch

Take Home

67 Deli CALIFORNIA **67**

MONDAY - SUNDAY
6:00 a.m. - 3:00 p.m.
12381 Mapleview
(Corner of Hwy 67 & Mapleview)
Lakeside, CA 92040
619-443-4100

All sandwiches include a side dish: your choice of fruit, potato salad, chips, cottage cheese, applesauce, soup, or salad.

SUB SANDWICHES
Lettuce, Tomato, Mayonnaise and Italian Dressing

Entire Menu is available "To Go"

EL CAJON

HOBBIES

LAND ★ AIR ★ SEA ★ GAS ★ ELECTRIC

DISCOUNT

HOBBY

WAREHOUSE

FPV CRAZE!

New addiction runs rampant! | Thousands have fallen! | Are you next?

My Predictions were Wrong! (I will never fly one of those !)

Yes, I have walked the dark path that many have walked. Flying drones. These awesome machines allowed me a new and exciting way to photograph and video my world that were previously unavailable to us. That pursuit has been very purpose driven, and while enjoyable, it lacked the adrenaline rush I always desire. Unfortunately, any platform that shoots video has to be very stable. Therein lies the problem-BORING!

Bring on the Crack-Gnats!

So now the new chapter is being written for those who love drones, but need that adrenaline rush, that crave excitement! This new craze is for all of us that love to fly something that makes your insides tense up and your fingers tremble on the sticks!

And you fly this little beast with goggles on-FPV!



FPV and the rules

I think everyone knows what FPV is (first person view) and we all know that there are a few rules that have been made by the FAA and AMA regarding flying under the goggles. These rules were adopted to cover the broad stroke category that included any pilot flying any model aircraft that is not using line of sight to control that aircraft. Enlisting a spotter to watch your aircraft while you fly is part of the rules. The problem is most people don't know what they should do when they are spotting for you!

What do I do as a spotter?



The first thing is to realize that you (the spotter) are now sitting

Video do's & don'ts

If you are thinking about joining the racing drone community be aware of a few important points regarding the video transmission system! Without the video feed from the drone, the pilot is blind and cannot control his craft. Here are a few important things to know-

- Always know what channel you are using and discuss that channel preference with the other pilots present. No two pilots
- Never power on your transmitter without alerting other pilots who are flying. Your transmitter will "swamp" other receivers with its initial power up, resulting in temporary loss of video signal to the other pilots.
- Check to make sure all of your antennas are properly secured and making a good connection.
- Make sure your headset and your video feed are on the same channel and that you have a clear signal.


Now go out and make your own thrill ride! You are now sitting in the seat of a high performance aerobatic little beast that will provide an experience like you have never had before!

The sky is the limit!

next to someone who is basically blind to everything around them except the view out the front of their drone camera. It would be like having a towel put over your head with only a small opening to look out straight ahead of you. The pilot's line of site is maybe 30 degrees from center in each direction. Be aware that your drone pilot cannot see the plane approaching from the side or the person walking out on to the runway to retrieve their plane. **You** are their eyes to the rest of the world they cannot see.

Communicate with your pilot. Help him (or her) announce their take-off and landing. Let them know if people have left the safety of the pits and might be in harms way. Be aware that new FPV pilots need coaching on position and altitude, *especially* when they are landing. Our cameras are tilted up about 30 degrees, so as soon as we level the craft out to slow down, our cameras are looking up in the air! Feeding a pilot too much information is never a bad thing!

Your pilot may be tempted to adopt their own take off and landing techniques. In order to blend with the fixed wing aircraft, all the same field rules apply (and you may need to remind them). No aircraft takes off South of the red safety line. For landings, it is suggested that the pilot approach the runway as an airplane would, establish a stable hover over the center circle, then fly slowly toward your station and land close to the safety line.



Pursuing model aviation as your hobby has always provided something for every interest. Drone racing is a new and exciting way to experience RC flying. Don't be afraid to give it a try- you might get addicted!



First Weedwacker Aerosquadron

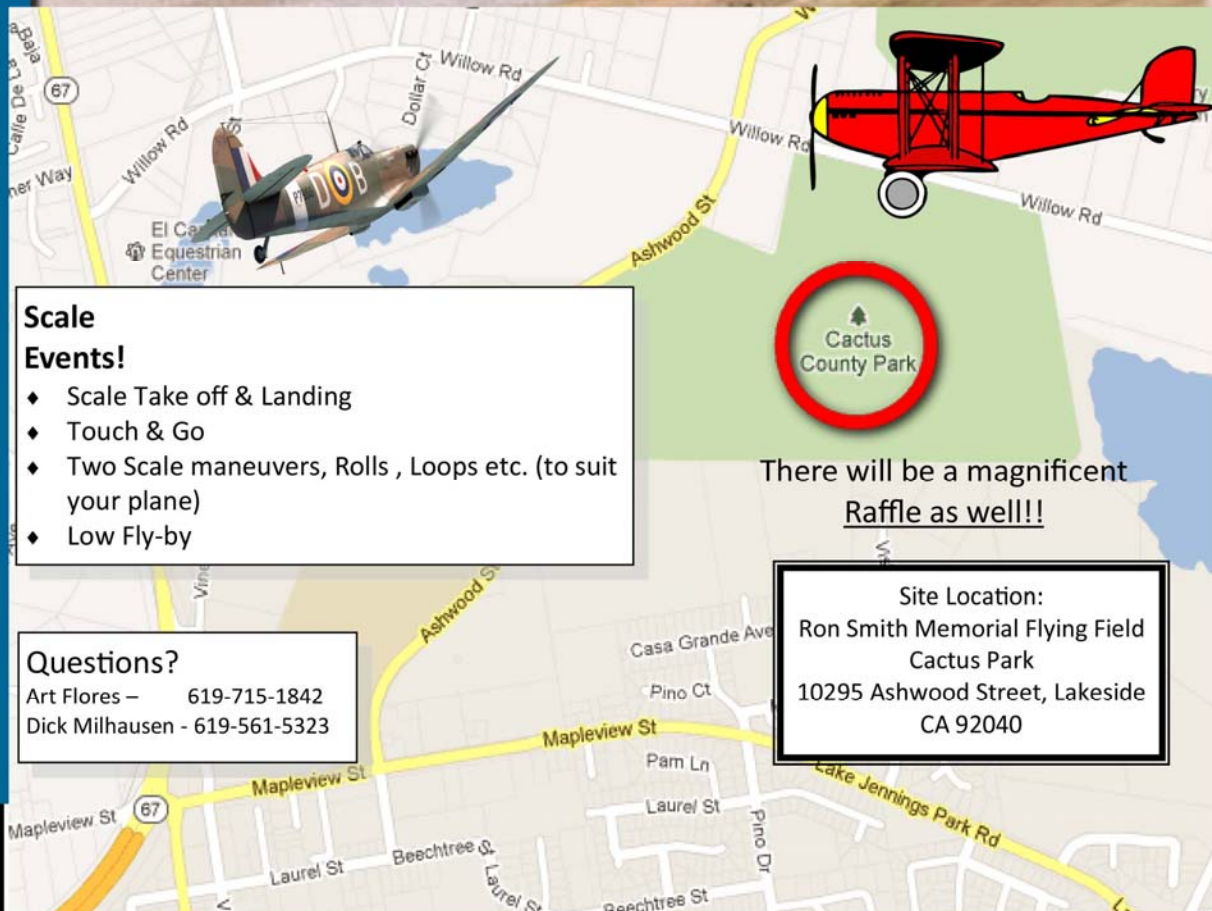
Lakeside, CA

Scale Fly In!

May 20

Highlights

- ◆ \$5 Pilot Fee, includes Lunch!
- ◆ Spectators Lunch \$5.
- ◆ 9:00am - 2:00pm
- ◆ Lunch break 11:00am, (30 Minutes)
- ◆ Static Display Contest
- ◆ Awards for Best:
 - ◆ Military
 - ◆ Civilian
 - ◆ Scale Military Maneuver's
 - ◆ Scale Civilian Maneuver's
- ◆ All Judging done by Pilots



Scale Events!

- ◆ Scale Take off & Landing
- ◆ Touch & Go
- ◆ Two Scale maneuvers, Rolls , Loops etc. (to suit your plane)
- ◆ Low Fly-by

Questions?

Art Flores – 619-715-1842
Dick Milhausen - 619-561-5323

There will be a magnificent
Raffle as well!!

Site Location:
Ron Smith Memorial Flying Field
Cactus Park
10295 Ashwood Street, Lakeside
CA 92040